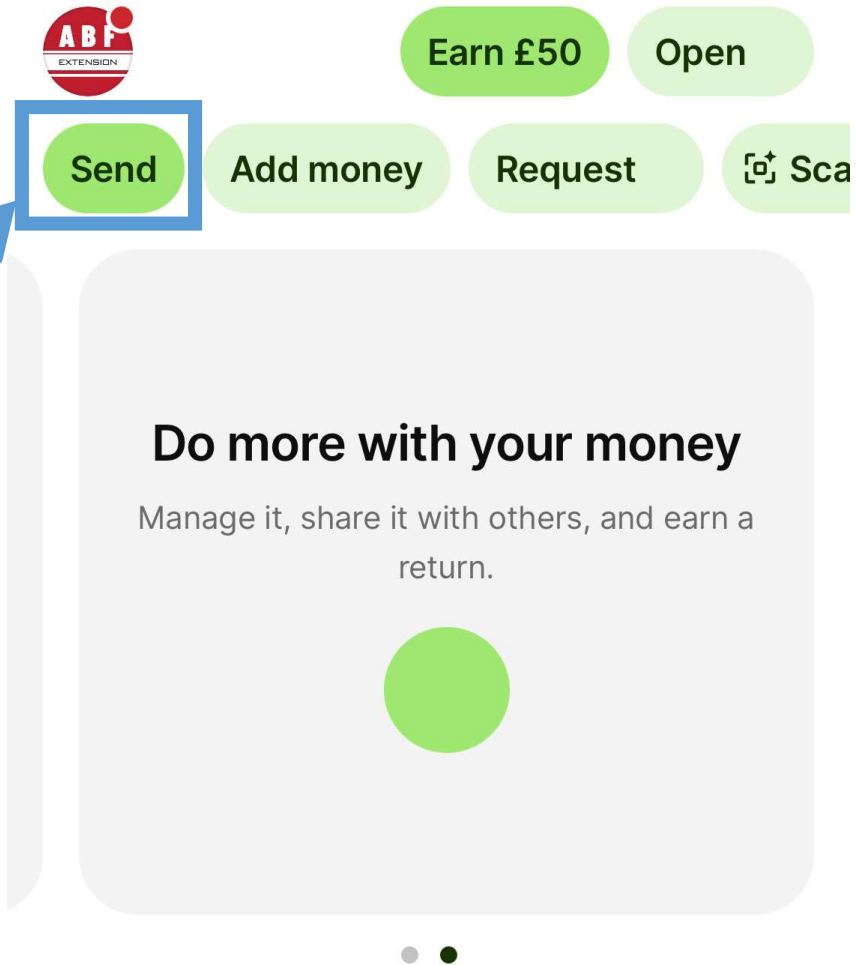


Log in to the Wise app on your mobile device or web browser on your computer.

www.wise.com




Press the **Send** button




This step is very important:
you must transfer money directly to the recipient's bank
account—
do not mistakenly send it to a Wise account (with same email).

Who are you sending to?



Do not enter email address
or Wisetag in this field.

+ Add a recipient >



Add a recipient



Select their currency

Recent currencies

 **VND**
Vietnamese dong


All currencies

 **AED**
United Arab Emirates dirham

 **ALL**
Albanian lek

 **ARS**
Argentine peso

 **AUD**
Australian dollar



Type: "VND"
and Select "VND"
(Vietnamese dong)




Add a recipient



Find on Wise

Search by Wisetag, email or mobile number

😊 Instant and convenient




Do not enter email address or Wisetag in this field.

This step is very important: you must transfer money directly to the recipient's bank account—do not mistakenly send it to a Wise account (with same email).



Bank details

Enter name, bank and account number



Add bank account



Upload screenshot or invoice

We'll fill in their details from a screenshot, photo, or PDF



See all options ▾



Who's your recipient?



Myself




Someone else



Business or Charity

Select Business or Charity



Enter the organisation's account details

Their email (optional)

1



1 dangphibao@gmail.com

Recipient's bank details

Full name of the account holder

Vietnamese convention generally orders names as surname + middle name + first name.

2



2 (V) CONG TY TNHH ABF EXTENSION right
(X) CONG TY TNHH ABF EXTENTION wrong

Bank code (BIC/SWIFT)

3



3 Asia Commercial Bank (ACB)

Account number

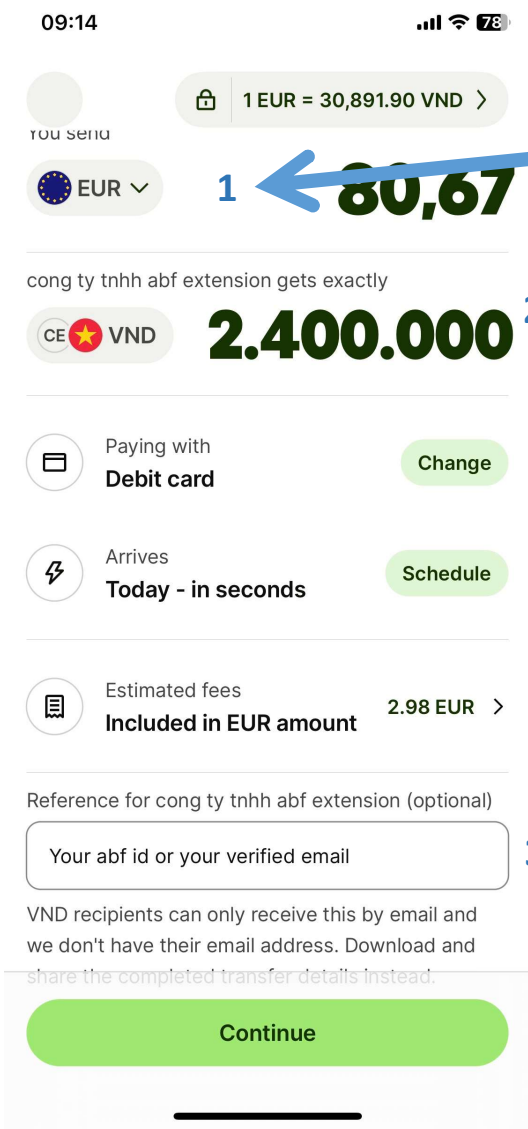
4



4 20250508

Recipient's relationship with you





1 Choose your currency.

2 Enter 2400000 or 490000 or 2100000 in this box and select VND.

Wise will automatically calculate the amount you need to transfer in step 1.

3 To determine which account this payment will be applied to, you need to enter your correct ABF ID or the email used to register ABF, along with the payment function.

etc:
AZI 8KJ pay for ABF DC sample@email.com